



AVATR 11

The Futuristic  
Luxury SUV





## World-Leading CATL battery

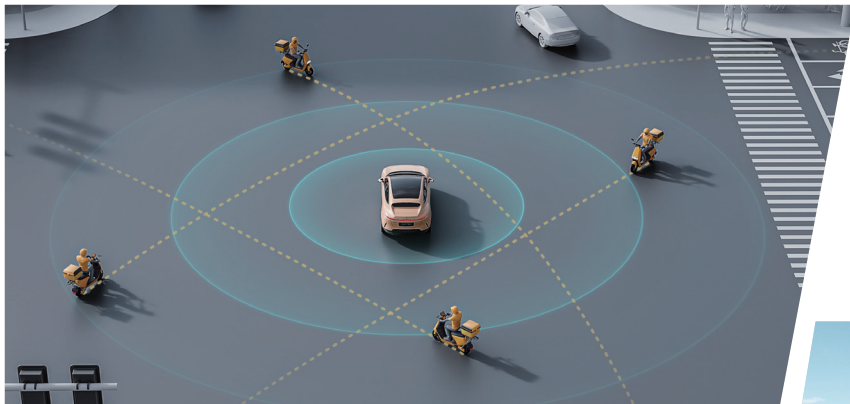
680 km  
max. NEDC range

800 V  
high-voltage platform

30% - 80%  
15 minutes

## Intelligent Safety

Driving assist Active safety



**Awareness from every angle,**  
confidence in every drive

with alert function FCW  
(Forward Collision Warning),  
LDW (Lane Departure Warning)  
and RCW (Rear Collision Warning)

### Lane Centering Control (LCC)

Keeps you perfectly centered for a stress-free drive.



### User Directed Lane Change (UDLC)

Simply indicate, and the car changes lanes smoothly  
and safely for you





## FUTURISTIC DESIGN

Be bold and confident. We are going to be a leader, rather than a follower.  
🏆 RedDot Design Winner 2024

### World-Class Supercar Body Proportions

**0.61**  
Golden ratio of axle length

**1.23**  
Extremely dynamic  
aspect ratio

**0.481**  
Extremely dynamic  
Tire height ratio



**Disc-Wing Style Front Face**  
A bold and refined design inspired by the future



**F-Shape LED Headlamp**  
108 LEDs with dynamic welcome and farewell lighting.



**Floating Body Design**  
Black body skirt, creating a floating sense



**Extraordinary Spacecraft Rear Design**  
Sleek rear pillars and flowing window lines evoke a spacecraft silhouette.

# SPECIFICATION

| Model  | Standard Range                     | Long Range           | Royal Edition   |
|--|------------------------------------|----------------------|---|
| <b>Dimension</b>                                   |                                    |                      |   |
| Length x Width x Height (mm)                       | 4,880 x 1,970 x 1,601              |                      |   |
| Wheelbase (mm)                                     | 2,975                              |                      |   |
| Front Wheel Track (mm)                             | 1,678 / 1,678                      |                      |   |
| Ground Clearance (mm)                              | 170                                |                      |   |
| Wheel  | 21-inch alloy wheels               | 22-inch alloy wheels |   |
| Tire Size  | 265/45 R21                         | 265/40 R22           |   |
| Number of Seats                                    | 5                                  |                      | 4   |
| Curb Weight (kg)                                   | 2,180                              | 2,260                | 2,425   |
| <b>Performance</b>                                 |                                    |                      |   |
| Motor Type   | Permanent Magnet Synchronous Motor |                      | Asynchronous AC Motor<br>Permanent Magnet Synchronous Motor |
| Electric Motor Power (kW) / (PS)                   | 230 / 313                          |                      | Front motor 165/224<br>Rear Motor 230/313                   |
| Electric Motor Torque (N·m)                        | 370                                |                      | 641   |
| Electric Driving Range: NEDC (km)                  | 575                                | 680                  | 630   |
| Drivetrain   | Rear-wheel Drive (RWD)             |                      | All-Wheel Drive   |
| Battery Type                                       | Ternary Lithium (NCM)              |                      |   |
| Total Battery Capacity (kWh)                       | 90.38                              | 116.79               |   |
| 0-100km/h Acceleration Time (s)                    | 6.6                                | 6.9                  | 4.8   |
| Top Speed (km/h)                                   | 200                                |                      |   |
| <b>Charging Information</b>                        |                                    |                      |   |
| Maximum AC Charging (kW)                           | 11                                 |                      |   |
| Maximum DC Charging (kW)                           | 240                                |                      |   |
| DC charging time 30-80%((min) (240kW)              | 15                                 | 25                   |   |
| Vehicle to Load (V2L) System                       | •                                  |                      |   |
| Smart Regenerative Braking System                  | •                                  |                      |   |
| <b>Chassis system</b>                              |                                    |                      |   |
| Electric Power Steering (EPS)                      | •                                  |                      |   |
| Minimum Turning Radius (m)                         | 6.15                               |                      |   |
| Double Wishbone Front Suspension                   | •                                  |                      |   |
| Five-link Rear Suspension                          | •                                  |                      |   |
| Front Brake  | Ventilated Disc                    |                      |   |
| Rear Brake   | Ventilated Disc                    |                      |   |
| Brembo Brake Caliper                               | -                                  | Yellow Brembo        | Red Brembo  |
| Magnetorheological (MR) Suspension                 | -                                  |                      | •   |
| <b>Exterior</b>                                    |                                    |                      |   |
| LED Daytime Running Lights                         | •                                  |                      |   |
| LED Auto On/Off Headlights                         | •                                  |                      |   |
| Height Adjustable Headlights                       | •                                  |                      |   |
| LED Star Ring Taillights                           | •                                  |                      |   |
| Rear Fog Lights                                    | •                                  |                      |   |
| Anti-UV Panoramic Sunroof                          | •                                  |                      |   |
| Frameless Door Windows                             | •                                  |                      |   |
| Soft-close Doors                                   | •                                  | -                    |   |
| Automatic Doors                                    | -                                  | •                    |   |
| Double Soundproof Front Windshield                 | •                                  |                      |   |
| Auto Front Windshield Defogging System             | •                                  |                      |   |
| Hidden Electronic Door Handles                     | •                                  |                      |   |
| Electric Trunk with Anti-pinch Function            | •                                  |                      |   |
| Electric Adjustable and Foldable Side Door Mirrors | •                                  |                      |   |
| Heated Side Door Mirrors System                    | •                                  |                      |   |
| Side Door Mirrors Position Memory                  | •                                  |                      |   |
| Auto Folding Side Door Mirrors when Lock           | •                                  |                      |   |
| Auto Tilt Down Side Door Mirrors when Reverse      | •                                  |                      |   |
| Doorsill Courtesy Lights                           | •                                  |                      |   |
| Electric Charging Port Cover                       | •                                  |                      |   |
| Rain Sensor  | •                                  |                      |   |
| Front Boneless Wipers                              | •                                  |                      |   |
| Electric Spoiler                                   | •                                  |                      |   |
| Front Trunk  | •                                  |                      |   |


# SPECIFICATION

| Model  | Standard Range   | Long Range | Royal Edition   |
|--|--|------------|---|
| <b>Interior</b>  |  |            |   |
| Suede Roof Lining  |  | •          |   |
| Multi-function Steering Wheel  |  | •          |   |
| 4-Way Power Adjustment Steering Wheel with Position Memory and Easy Entry & Exit                   |  | •          |   |
| Camera Streaming Rear-view Mirror  |  | •          |   |
| One-touch 4 Door Windows Up-down with Anti-pinch Function  |  | •          |   |
| Seat material  | NAPPA Leather with Antibacterial Coating                                 |            | Top-grain semi-aniline leather (containing bacteriostat material) |
| 10-way Power Adjustment Driver and Front Passenger Seat with 4-way Power Adjustment Lumbar Support |  | •          |   |
| Driver and Front Passenger Zero Gravity Seat   |  | •          |   |
| Driver and Front Passenger Seat Position Memory with Easy Entry & Exit                             |  | •          |   |
| Ventilated Seat  | Front and Rear Seat  |            |   |
| Heated Seat  | Front Seat   |            | Front and Rear Seat   |
| Massage Seat   | Front Seat   |            | Front and Rear Seat   |
| 60:40 Foldable Rear Seat   | •  |            | -   |
| LED Reading Lights   |  | •          |   |
| Power Open Glove Box   |  | •          |   |
| 2 Positions 12V Power Supply   | Front : 1 Position/Rear : 1 Position                                     |            |   |
| 3 Positions USB Port   | Front : Type-A 1 Position, Type-C 1 Position<br>Rear : Type-C 1 Position |            |   |
| <b>Air Conditioning System</b>   |  |            |   |
| Dual-zone Auto A/C   |  | •          |   |
| Rear A/C Vents   |  | •          |   |
| PM2.5 Filter   |  | •          |   |
| Interior PM2.5 Monitoring System   |  | •          |   |
| Intelligent Ion Generator Air Purifier   |  | •          |   |
| Perfume  | -  |            | •   |
| <b>Intelligent Driving Assistance System</b>   |  |            |   |
| Auto Parking Assist (APA)  |  | •          |   |
| Remote Parking Assist (RPA)  |  | •          |   |
| Remote Smart Ingress and Outgress (RSIO)   |  | •          |   |
| Reverse Auto Driving System (RADS)   |  | •          |   |
| Adaptive Cruise Control (ACC) with Stop & Go   |  | •          |   |
| Integrated Adaptive Cruise Control (IACC)  | Traffic Jam Assist (TJA)   |            | •   |
|  | Lane Centering Control (LCC)   |            | •   |
|  | Lane Deviation Control (LDC)   |            | •   |
| User Directed Lane Change (UDLC)   |  | •          |   |
| Forward Collision Warning (FCW)  |  | •          |   |
| Front Cross Traffic Alert (FCTA)   |  | •          |   |
| Front Cross Traffic Braking (FCTB)   |  | •          |   |
| Automatic Emergency Braking (AEB)  |  | •          |   |
| Lane Departure Warning (LDW)   |  | •          |   |
| Lane Keep Assist (LKA)   |  | •          |   |
| Lane Change Assist (LCA)   |  | •          |   |
| Emergency Lane Keeping (ELK)   |  | •          |   |
| Rear Collision Warning (RCW)   |  | •          |   |
| Rear Cross Traffic Alert (RCTA)  |  | •          |   |
| Rear Cross Traffic Braking (RCTB)  |  | •          |   |
| Safe Exit Warning (SEW)  |  | •          |   |
| Blind Spot Detection (BSD)   |  | •          |   |
| Traffic Sign Recognition (TSR)   |  | •          |   |
| High Beam Assist (HMA)   |  | •          |   |
| <b>Intelligent Cabin</b>   |  |            |   |
| Drive Mode Selection (Eco, Comfort, Sport, Customize)  |  | •          |   |
| 10.25 Inches LCD Meter   |  | •          |   |
| 15.6 Inches Touchscreen  |  | •          |   |
| 10.25 Inches Front Passenger Touchscreen   |  | •          |   |
| Bluetooth Phone Connectivity   |  | •          |   |
| Meridian 25 Premium Speakers   |  | •          |   |

# SPECIFICATION

| Model   | Standard Range | Long Range       | Royal Edition |
|---|----------------|------------------|---------------|
| Speed Adaptive Sound Adjustment                                 |                | •                |               |
| Active Sound Enhancement (ASE)                                  |                | •                |               |
| Intelligent Welcome Light                                       |                | •                |               |
| LED Interior Emotional Vortex Multi-color Dynamic Ambient Light |                | •                |               |
| Scenario Modes Selection System                                 |                | •                |               |
| 50W Wireless Charger  | 1 Position     |                  | 2 Positions   |
| Digital Key   |                | •                |               |
| Smart Key   |                | •                |               |
| Online Navigation   |                | •                |               |
| Online Music  |                | •                |               |
| 4 Zones Voice Control (Thai & English)                          |                | •                |               |
| Mobile Application Remote Control                               |                | •                |               |
| Over The Air (OTA)  |                | •                |               |
| WIFI & Hotspot  |                | •                |               |
| <b>Safety Features</b>  |                |                  |               |
| Front Airbags   |                | •                |               |
| Front Side Airbags  |                | •                |               |
| Side Curtain Airbags  |                | •                |               |
| Brake Assist System (BA)  |                | •                |               |
| Anti-lock Brake System (ABS)                                    |                | •                |               |
| Electronic Brake Force Distribution System (EBD)                |                | •                |               |
| Electronic Stability Program (ESP)                              |                | •                |               |
| Traction Control System (TCS)                                   |                | •                |               |
| Hill Hold Control (HHC)   |                | •                |               |
| Hill Descent Control (HDC)                                      |                | •                |               |
| Front Height Adjustable Seat Belts                              |                | •                |               |
| Front and Rear Pre-tensioner and Force-limiter Seat Belts       |                | •                |               |
| Front and Rear Seat Belt Reminder                               |                | •                |               |
| Child Safety Lock (Electronic)                                  |                | •                |               |
| Electric Parking Brake with Auto Hold Function                  |                | •                |               |
| 3D 360° Around View Camera with Transparent Chassis             |                | •                |               |
| 360° Drive Video Recorder                                       |                | •                |               |
| Tire Pressure Monitoring System (TPMS)                          |                | •                |               |
| Parking Sensor  |                | •                |               |
| Rollover Mitigation System (ROM)                                |                | Front 6 / Rear 6 |               |
| Anti-theft Alarm System   |                | •                |               |
| Acoustic Vehicle Alerting System (AVAS)                         |                | •                |               |
| ISOFIX and Child Anchor   |                | •                |               |
| Tire Repair Kit (TRK)   |                | •                |               |

## Dimension



## Wheel



21-inch alloy wheels  
Standard Range



22-inch alloy wheels  
Long Range



22-inch Seven-spoke  
Starburst Forged Wheels  
Royal Edition

## Interior

### Standard Range



Nappa Black

### Long Range



Nappa Black



Nappa Red



Nappa Grey

### Royal Edition



White/Red

## Exterior

### Standard Range



Glossy White



Glossy Grey



Glossy Black

### Long Range



Liquid Caramel



Aqua Green



Matte White



Matte Grey



Glossy Black

### Royal Edition



Dual-Tone  
(AVATR grey/black)





## AVATR 11 ROYAL EDITION

LUXURY REDEFINED



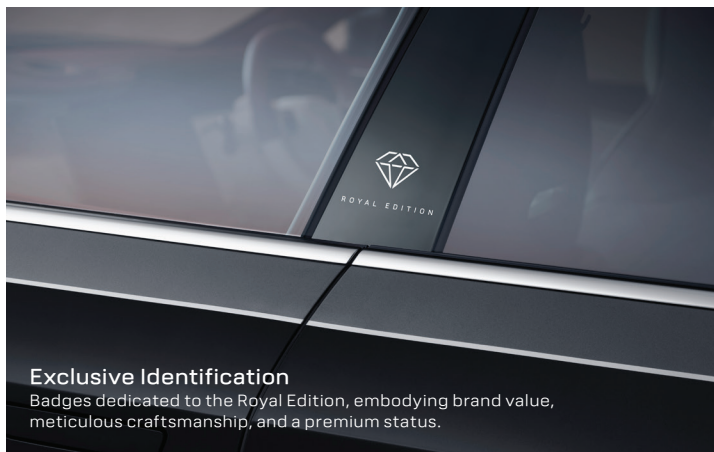
**Customized Bi-Color**  
The elegant fusion of Glossy Black and Glossy Grey creates a unique Dual Tone finish, reflecting both depth and sophistication.




**Silver Starline Beltline**  
A meticulously crafted waistline, showcasing graceful proportions and dynamic design ingenuity.



**Seven-spoke Starburst Forged**  
Exclusive designed for Royal Edition



**Exclusive Identification**  
Badges dedicated to the Royal Edition, embodying brand value, meticulous craftsmanship, and a premium status.



### VORTEX

The neural hub of Avatr's sensory ecosystem  
Initiating emotionally resonant journeys  
Synesthetic interactions blending sound, light, and scent

## LUXURY EXPERIENCE

Intelligent Connection, Extreme Comfort, Immersive Enjoyment.

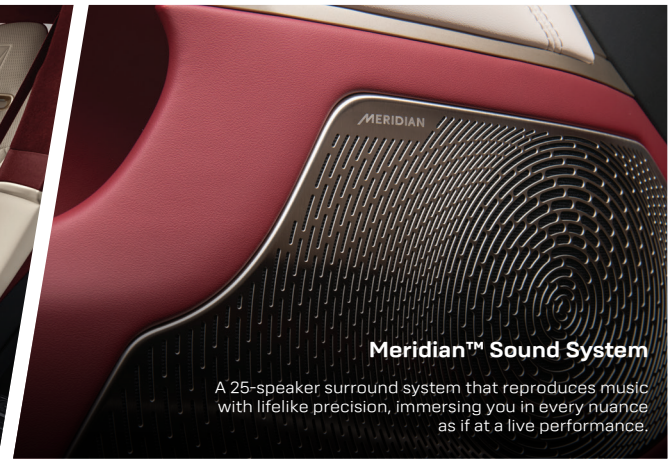
256 Color  
Ambient Lighting

25  
Speakers Meridian



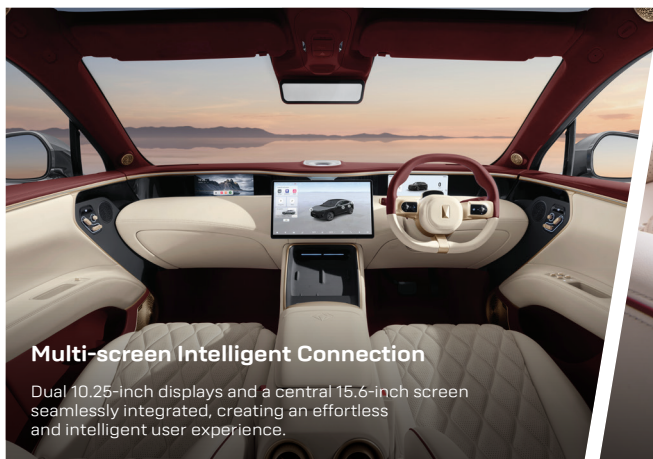
### Zero-Gravity Seats

Front seats designed with advanced ergonomics, delivering a weightless comfort experience. Equipped with multi-way electric adjustment, ventilation, and massage functions for ultimate relaxation.



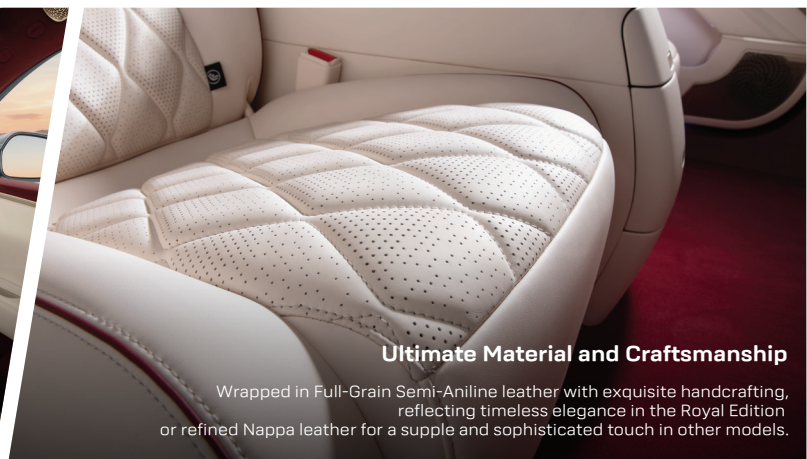
### Meridian™ Sound System

A 25-speaker surround system that reproduces music with lifelike precision, immersing you in every nuance as if at a live performance.



### Multi-screen Intelligent Connection

Dual 10.25-inch displays and a central 15.6-inch screen seamlessly integrated, creating an effortless and intelligent user experience.



### Ultimate Material and Craftsmanship

Wrapped in Full-Grain Semi-Aniline leather with exquisite handcrafting, reflecting timeless elegance in the Royal Edition or refined Nappa leather for a supple and sophisticated touch in other models.



AVATR

NEW ERA NEW LUXURY